

Unit 2.1 Where in the World Do People Live & Why?

2 Why Do Populations Rise & Fall in Particular Places

The following information corresponds to Chapter 2 in your textbook. Fill in the blanks to complete the definition or sentence. Note: All of the information, in addition to your reading, is important, not just the blanks you fill in. p. 36-57

Field Notes: Where are the children? Bordeaux, France

In France and the rest of Europe, there are _____ children and populations that are _____. _____ - to keep the population stable (without migration) need a TFR (total fertility rate) of _____.

- TFR = the average number of _____ born to a woman of _____. Today, more than _____ countries or 45% of the world's population has fallen below this level.
- Not a single country in _____ is above replacement levels at present. In fact, parts of _____ are reporting the lowest TFR ever, _____ in Bologna.
- As growth rates decline, more countries will experience substantial _____ of the population.
- _____ are making choices to (1) stay in _____, (2) work on _____ (3) delay _____.

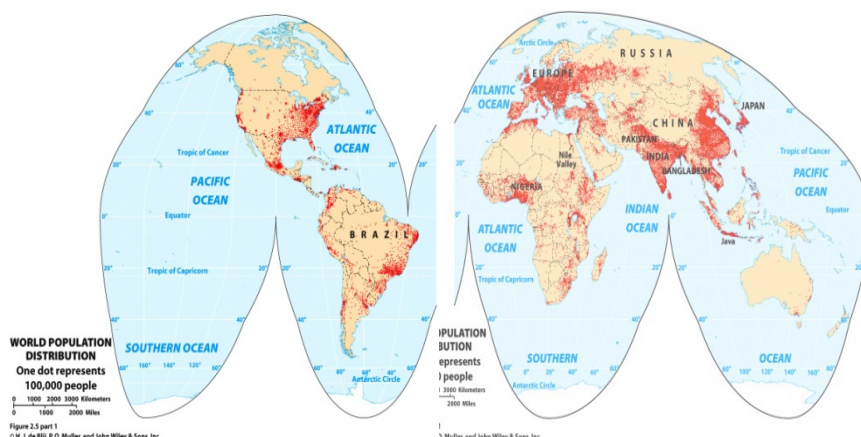
In India, the cost of _____ for girls has resulted in higher _____ rates for girls. Aging populations demands social change. Older people _____, have _____, need _____, and _____.

- Younger workers are needed to pay taxes, which pay for these services for the elderly.
- One answer to the aging problem is _____. Younger workers to do the work locals are _____ (or _____) to do. Germany has a large _____ and _____ immigrant population, French immigrants tend to come from _____ and the USA has large numbers of immigrants from _____.
- Japan is an example of a country that _____ immigrants. Its population is no longer growing, and projections indicate it will decline as it ages. Japan's closed society encourages _____. More than 98% of the population is _____.
- Countries like Sweden, are offering major _____ incentives to encourage women to have _____.

Where in the World Do People Live and Why?

- _____ = the study of population, patterns and rates of change including births, deaths, and migration trends.
- _____ = the measure of total population in relation to the land size. _____ population density = total population divided by total land area for an average per unit of land. This is often misleading because not all land is inhabitable. _____ population density = the number of people per unit area of _____ productive land. (e.g. Egypt arithmetic density = _____ per square mile, but its physiologic density is _____ per square mile. Both China and India have large populations (as much as 1/3 of the world populations), but _____ has more arable land per person.
- _____ = where people live on the earth, often represented on _____ maps, which depending on scale can show individual or highly generalized data.

Population Geography



Note the densest areas are near the coast. China, India, and Western Europe are the 3 areas with the densest population followed by the NE of the USA

Population Distribution and Density

There is a high correlation between _____ land and population _____, but advances in _____ technology and _____ of agricultural goods has begun to change this pattern.

- **East Asia** = largest concentration; China, Japan, North and South Korea (>1.5 billion people). Ribbon-like extensions of dense population (clustered near *rivers*; majority of people are farmers)
- **South Asia** = second major concentration; India, Pakistan, Bangladesh, Sri Lanka (>1.5 billion). Also ribbon (finger)-like extensions of dense population (e.g. Ganges River in India), majority are farmers as well.
- **Europe** = third major concentration; Ireland to Russia, including Germany, Poland, Ukraine, Belarus, Netherlands, Belgium, parts of France, northern Italy (715 million). Ribbon-like extension deep into Russia (follow Europe's *coal fields*, not fertile river valleys). Ribbons are concentrated along numerous cities & towns (due to the Industrial Revolution; Germany - 88% urban, UK - >89%).
- **North America** = a far fourth; East-Central US and Southeastern Canada (250 million). Like Europe, much is concentrated in major cities - huge urban agglomeration (e.g. Bosnywash; includes Boston, New York, Philadelphia & Washington) - about 20% of the US Population)

Every 10 years the US tries to account for every single person in the country in the _____.

- Much federal _____ is based on the results of the census. _____ groups like the _____ can result in a loss of fund to pay for _____ and for fewer _____ allocated for each state for political representation.

Why Do Populations Rise and Fall in Particular Places?

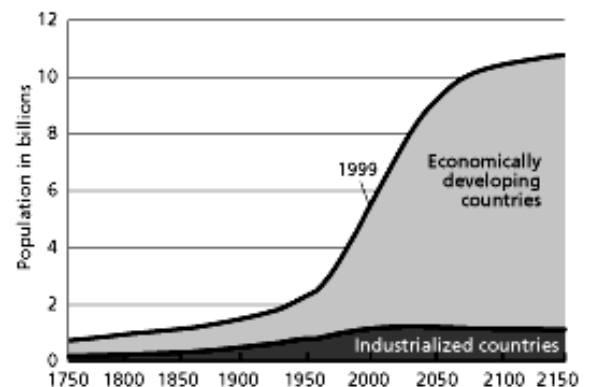
In 1798 the British economist, _____ wrote "An Essay on the Principles of Population" warning that the world's _____ was increasing faster than the _____ supply. He said that the food supply grew _____ (1, 2, 3, 4, ...). while population grew _____ (2, 4, 8, 16, ...). He predicted that unless there were natural checks (famine, disease, war, etc) the earth would not be able to support its population.

- Malthus did not foresee that globalization would aid in the exchange of agricultural goods allowing for importation of food from areas where acreage under cultivation was _____, _____ of agricultural production, improved strains of _____, and more _____,
- _____ (Genetically modified organisms), _____ and _____ also enabled food production.
- _____ - _____ - people who continue to share Malthus' concerns, point out that human suffering is now occurring on a scale unimagined even by Malthus.

Population Growth

- _____ = births - deaths, but two other key components are _____ (with an "i" means in- migration) added to births, and _____ with an "e" for exiting) subtracted with the deaths gives a more accurate _____
- _____
- Worldwide the total fertility rate (TFR) was _____ in 2007 and 2.56 in 2010, which are above the replacement rate of 2.1.
- _____ = the time required for a population to double in size. **The formula to determine this number = 70 / rate of increase (this number reflects the current trend.** It is not an absolute certainty). If a country has a rate of increase of .50, it will theoretically double its population in _____ years, and a rate of 2.0 would result in a population doubling in _____ years.
- From the beginning of time until 1820 the world had less than 1 billion people. The population doubled in just 110 years to 2 billion in 1930. The world reached _____ in 1975 (a doubling time of 45 years. Today, the world population is doubling every _____ years, and is about _____ billion, yielding an increase that still exceeds _____ million annually.

World Population Growth, 1750-2150



- **Regional and National Scales**

- _____ rate of natural increase is higher than _____, but SubSaharan Africa faces the impact of the _____ epidemic.
- _____ countries of N. Africa and SW Asia are also experiencing _____ . Demographers suggest a correlation between _____ and the _____ of women.
- _____ appears destined to overtake China as the world's most populous country, but other countries in the region _____, _____, _____ all have high rates of increase. East Asia has slow or _____ growth in China and Japan, respectively.
- The slowest growing countries are in _____.
- Russia's population is declining because of _____ following the fall of communism.
- Factors that lower population growth are _____, associated with urbanism, _____, _____, _____, among others.
- The higher the population's level of _____, the lower its _____.

Local Scale

- The Indian government began a policy of forced _____ of any man with _____ or more children. Millions were sterilized before public opposition forced the government to abandon the policies. In 2004 three states offered a program of exchanging _____ licenses for sterilization for two people and a _____ license in exchange for five people.
- **Status of Women:** Statistics often fail to reflect differences between men and women. (Afghanistan's literacy rate: 31% total; 47% male, 15% female). When governments instituted measures to reduce the birth rate, the impact fell disproportionately on females (e.g. China's "One Child" policy: infant girls abandoned, malnourished, deprived of medical care) especially in rural areas.
- Today a program of _____ and _____ encourage families to have fewer children.

The Demographic Transition

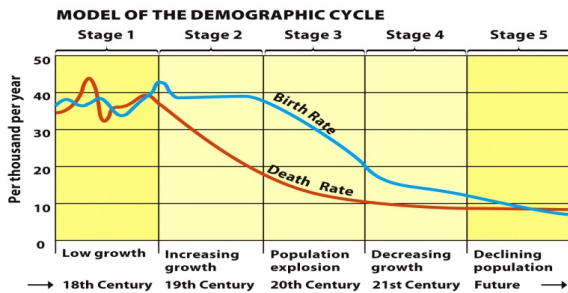


Figure 2.13 © H. J. de Wit, P. O. Muller, and John Wiley & Sons, Inc.

- _____ rate = CBR; number of live births per year per thousand people in a population (low birth rates are associated with modernization - industrialization and urbanization - except for China).
- _____ rate = CDR; number of deaths per thousand; also known as the *mortality rate*. Should be viewed in the context of infant mortality (deaths of infants before reaching their first birthday).

- Before the Industrial Revolution, Great Britain experience _____ birth rates and _____ death rates, resulting in _____ population growth. Epidemics & plagues kept the death rate high (e.g. Bubonic Plague)
- After industrialization (and the 2nd Agricultural Rev) _____ rates began to decline.
- With falling _____ and _____ birth rates, Britain's population _____. From the late 1800's through the World Wars death rates continued to fall and birth rates began to _____ resulting in continued population growth but at a _____ rate.
- Recently both birth rates and death rates in Great Britain _____ resulting in slow or stabilized growth.
- Demographers call this shift in population growth the _____.

Future Growth

- _____ (SPL)= the world's population would stabilize and the major problem will be the _____ rather than the _____.
- In 2004The _____ predicts that the world will stabilize at 9 billion in _____ years. These predictions were revised a few years ago to 10 billion in 200 years & continue to be adjusted periodically to reflect changing attitudes and conditions around the world.
- The World Bank predicted that the US would reach SPL in 2035 at _____ million (but in 2010 = 307 million, so these figures are unrealistic. China MAY stabilize at 1.5 billion in 2070, and India at 1.8 billion in 2070.